



Items 95-140, 95-150 & 95-160

DRILL PRESS VISES - CENTER SLIDE BAR TYPE

Slotted hold downs along both sides.

Much more accurate and stable than the traditional screw and cross plate.


Tolerance between the axial sleeve and center bar is 0.00".


High tensile cast-iron construction for maximum durability.

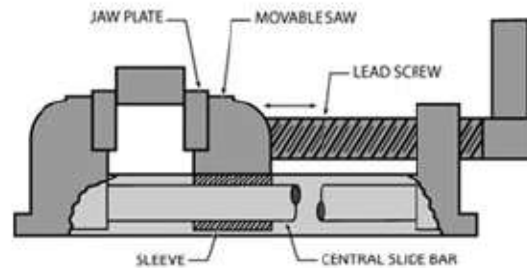
One-piece cast-iron axial sleeve and movable jaws.

Fast action, "Acme" type screw threads.

The center slide bar assures an even 360° contact .

 [View larger image](#)

 [Printable Page](#)



GENERAL INTERNATIONAL VISES HAVE BEEN DEVELOPED TO PREVENT SLIPPAGE DURING SLIDING.

95-140

| | |
|----------------|------------------|
| Jaw width | 4" (100 mm) |
| Jaw opening | 3 9/16" (90 mm) |
| Jaw depth | 1 3/16" (30 mm) |
| Base length | 7 1/8" (180 mm) |
| Base width | 6 5/8" (168 mm) |
| Overall height | 2 1/4" (56 mm) |
| Weight | 7.9 LBS (3.5 kg) |

95-150

| | |
|----------------|-------------------|
| Jaw width | 5" (128 mm) |
| Jaw opening | 4 3/4" (120 mm) |
| Jaw depth | 1 1/2" (37 mm) |
| Base length | 8 3/4" (222 mm) |
| Base width | 7 15/16" (201 mm) |
| Overall height | 2 3/4" (70 mm) |
| Weight | 13 LBS (6 kg) |

95-160

| | |
|----------------|-------------------|
| Jaw width | 6" (152 mm) |
| Jaw opening | 5 3/4" (146 mm) |
| Jaw depth | 1 1/2" (37 mm) |
| Base length | 9 15/16" (252 mm) |
| Base width | 9 1/8" (231 mm) |
| Overall height | 2 7/8" (73 mm) |
| Weight | 17 LBS (7.6 kg) |
