



## Model 15-232 M1 BELT SANDER / GRINDER

Double sealed ball-bearing construction.

Adjustable aluminum tool-rest.

Flexible “gooseneck” style work light.

Quick change belt tension lever facilitates fast belt changes.

Belt sander operates horizontally and vertically and can be locked at any angle in between.

Perfect for knife honing and sharpening or general shop use.

3450 RPM grinder speed to handle just about any metal grinding application and 4900 FPM belt speed for sanding both hard and soft woods.

1- 60 grit sanding belt & grinding wheel included.

## Optional accessories


### Replacement grinding wheels


- 36 Grit (#15625-20)
- 60 Grit (#15232-22)
- 100 Grit (#15660-22)


### Replacement sanding belts

- 60 Grit (#15-233)
- 80 Grit (#15-234)
- 100 Grit (#15-236)
- 120 Grit (#15-237)
- 150 Grit (#15-238)

- [Bench grinder stand \(#15-700\)](#)
- [Bench grinder stand \(#15-710\)](#)
- [Deluxe grinding wheel dresser \(#99-160\)](#)

 [View larger image](#)

 [Owner's manual](#)

 [Printable Page](#)



**Pivoting head**

---

Belt size	1 3/4" x 31 7/8" (44 x 810 mm)
Wheel size	6" x 3/4" x 1/2" (152 x 19 x 13 mm)
Arbor size	1/2" (13 mm)
Belt speed	4900 FPM (1500 MPM)
Grinder speed	3450 RPM
Motor	1/3 HP, 120 V, 3.7 A
Weight	33 LBS (15 kg)

---