



Model 40-450 M1

1 1/4" HEAVY-DUTY PRODUCTION SHAPER

Heavily ribbed, solid cast-iron table with a smooth, ground surface finish.

5 speeds with reverse.

Precision-ground and balanced quill runs on lubricated ball bearings.

Independent left and right micro-adjustable fences, with a cutter guard, spring hold-downs and a built-in 4" dust collection outlet.

Removable inserts permit safe use of any cutter head for undercutting.


Electric brake system for quick spindle stops.


Deluxe precision T-slot miter gauge.

Powerful industrial motor and enclosed base design for added protection against dust.

Magnetic switch with thermal overload protection.


2 emergency stop buttons.

 [View larger image](#)

 [Printable Page](#)



Independent fence micro adjustment



Large adjustable cutter head guard

Table size	30" x 40" x 3 5/16" (762 x 1016 x 85 mm)
Table height	35 3/4" (910 mm)
Spindle opening diameters	7", 3 1/2", & 3" (178 mm, 89 mm, 76 mm)
Spindle diameter	1 1/4" (32 mm)
Spindle capacity under nut	6" (152 mm)
Spindle travel	5 1/2" (140 mm)
Spindle speed	3000, 4000, 6000, 8000, & 10 000 RPM
Fence sizes (aluminium)	5" x 16 1/2" (127 x 419 mm)
V-belt	FM-37
Base Dimensions (w x l)	34" x 27" (864 x 686 mm)
Motor M1	5 HP, 220 V, 1 Ph, 23 A
Motor M2	7 1/2 HP, 220/440 V, 3 Ph, 18.4/9.2 A
Motor M3	7 1/2 HP, 600 V, 3 Ph, 7.4 A
Weight	968 LBS (440 kg)
