



ITEM 40-040 ROUTER TABLE

Independently adjustable left and right fences.


Sturdy 32" x 24" table top made of heavy 1" melamine surfaced mdf.


Includes 12" x 9" router insert plate, starting pin, and 2 removable insert rings (permitting 3 different diameters: 1 1/4", 2 5/8" & 3 7/8").


Two (2) convenient front access storage shelves.


Graduated scale and adjustment knobs for precision fence setting.

Moveable switch with 110 V outlet. Magnetic backing sticks to any steel surface for convenient switch placement.

 [View larger image](#)

 [Owner's manual](#)

 [Printable Page](#)



Fence guide tracks



Movable switch with magnetic backing

Overall dimensions	32" x 24" x 39" (812 x 609 x 990 mm)
Table size	32" x 24" (812 x 609 mm)
Table height	36" (914 mm)
Fence size (each)	3" x 16" x 1" (76 x 406 x 25 mm)
Maximum fence travel	6 1/2" (165 mm)
Dust outlet	2 1/2" (67 mm)
Distance between t-slot & spindle center	6" (152 mm)
T-slot dimensions	3/4" x 3/8" (19 x 9.5 mm)
Router insert plate	12" x 9" (305 x 229 mm)
Table opening sizes (2 insert rings)	1 1/4", 2 5/8" & 3 7/8" (32, 67 & 98 mm) - DIAMETER
Weight	61 LBS (27.8 kg)
