



Model 50-560A 10" SCORING SAW WITH BUILT-IN SLIDING TABLE

THREE SAWS IN ONE! COMPACT & VERSATILE DESIGN. CAN BE USED AS A REGULAR SAW, BUT INCLUDES A BUILT IN SLIDING TABLE FOR STABLE EFFORTLESS CROSSCUTS & A SEPARATE SCORING BLADE FOR CHIP FREE CUTS IN MELAMINE & LAMINATES.

Anodized European style sliding table.

Powerful totally enclosed fan cooled (TEFC) main motor and separate 1/2 HP motor for scoring blade.

Separate safety lock out switch for scoring motor – can be turned off when cutting solid wood.

Quick release combination riving style splitter with anti-kickback pawls and see-through blade guard with direct dust extraction hook-up.

Solid cast-iron table with anodized aluminum coating for improved friction free performance and longer table life.

Includes deluxe cast-iron miter gauge - one miter gauge T-slot in table.

Heavy-duty cabinet mounted cast-iron trunnions.

Precision built rip fence system with 50" guide rails for maximum rip capacity.


Cross cut fence with precision angle indicator fully adjusts up to 45° left or right, includes easy to use flip up work stop and workpiece hold-down.


Arbor lock for easy blade changes on main and scoring arbor, with safety lock-out in blade change area to prevent unintentional start-up.


Second operator's safety stop switch.

Optional accessories

- [Outtrigger slider \(#50-565A\)](#)
- [Heavy-duty mobile base \(#50-030\)](#)
- [Deluxe push stick & holder \(#T-Stick / #1-Bracket\)](#)
- [Osborne miter guide \(#50-EB3\)](#)
- [Tenoning jig \(#50-050\)](#)
- [7 piece - deluxe 8" Dado blade set \(#55-185\)](#)
- [3 piece - 10" x 5/8" carbide blade assortment with deluxe carrying case \(#55-300\)](#)
- [10" & 12" carbide tipped saw blades](#)
- [Clamping miter gauge with T-slot bar \(#50-140\)](#)
- [Deluxe cast-iron miter gauge \(#50-145\)](#)

 [View larger image](#)

 [Printable Page](#)



Dust collection from cabinet and blade



See-through blade guard with splitter and anti-kickback pawls

Main blade/arbor diameter	10" x 5/8"
Scoring blade/arbor diameter	4" / 20 mm
Arbor speed	MAIN 4200 / SCORING 8000 RPM
Arbor tilt range	0 - 45° (TO RIGHT)
Sliding table dimensions	59" x 11" (1500 x 320 mm)
Main table size (with one extension wing)	36 3/4" x 21" (935 x 600 mm)
Extension table (steel)	34 7/16" x 32 7/8" (875 x 835 mm)
Maximum crosscut capacity	55" (1400 mm) - IN FRONT OF BLADE
Maximum rip to right of blade	50" (1270 mm)
Maximum depth of cut at 90° / 45°	3 1/8" (77.5 mm) / 2 1/8" (55 mm)
Dado capacity	3/4" (19 mm)
Dust collection outlets	1 x 2 1/2" (WITH 4" ADAPTER & HOSE) / 1 x 4"
Main motor M1	3 HP, 220V, 1 PH, 12.8 A
Main motor M2	5 HP, 220V, 3 PH, 13 A
Main motor M3	5 HP, 600V, 3 PH, 4.7 A
Scoring motor	1/2 HP, M1: 3.4 A / M2: 1.9 A / M2: 0.8 A
Weight	656 LBS (298 kg)