

Model 50-270

10" TILTING ARBOR SAW - Left Tilt



Extra large precision ground 29" x 42" cast-iron table including two 11" full cast-iron extension wings.

Powerful, totally enclosed fan cooled (T.E.F.C.) industrial motor.

See-through blade guard with built-in dust outlet for direct dust extraction hook up.

Quick release combination riving style splitter and blade guard with anti-kickback pawls and a second European style riving knife also included.

Large polished metal handwheels for smooth easy blade height and angle adjustments.

4" dust port on cabinet with 2" branch inlet to blade guard for easy efficient dust collection hook up.

Magnetic 2-step safety switch to prevent unwanted or unintentional start-up is equipped with an extra-large easy access stop panel and a lock-out key to prevent unauthorized use of the saw.

Wide motor cover door for full, easy access to motor and belts.

Deluxe cast-iron miter gauge included.

Arbor lock allows faster safer blade changes using only one wrench.


Poly V-Belt drive for longer belt life and more efficient transfer of power.


Onboard storage mounts for fence, miter gauge and arbor wrench.


Pre-drilled mounting holes for optional 50-400 sliding table.

Optional accessories

- [Zero-clearance table saw insert \(#50-301\)](#)
- [DADO insert \(#50-302\)](#)
- [General "T" fence system](#)
- [Deluxe push stick & holder \(#T-Stick / #T-Bracket\)](#)
- [Micro-adjustment for t-fence \(#50-055\)](#)
- [Excalibur sliding table \(50-SLT40\)](#)
- [Excalibur sliding table \(50-SLT60P\)](#)
- [Excalibur overarm blade cover system \(#50-EXBC\)](#)
- [Osborne miter guide \(#50-EB3\)](#)
- [27" x 36" melamine extension table \(#50-106\) / Steel adjustable support leg set \(2\) \(#50-115\)](#)
- [Tenoning jig \(#50-050\)](#)
- [7 piece - deluxe 8" Dado blade set \(#55-185\)](#)
- [3 piece - 10" x 5/8" carbide blade assortment with deluxe carrying case \(#55-300\)](#)
- [10" & 12" carbide tipped saw blades](#)
- [Deluxe cast-iron miter gauge \(#50-145\)](#)
- [Clamping miter gauge with t-slot bar \(#50-140\)](#)

 [View larger image](#)

 [Owner's manual](#)

 [Printable Page](#)

Blade diameter	10" (254 mm)
Arbor diameter	5/8" (16 mm)
Arbor tilting range	0° TO 45° (left)
Maximum depth of cut at 90°	3" (77 mm)
Maximum depth of cut at 45°	2 1/8" (54 mm)
Dado capacity	13/16" (21 mm)
Dust port diameter (cabinet / blade guard)	4" (102 mm) 2" (51 mm)
Table size (w/extension wings)	42" x 29" (1066 x 736 mm)
Table size (w/o extension wings)	20" x 29" (508 x 736 mm)
Table height	34" (863 mm)
Arbor speed	4300 RPM
Base dimensions (l x w)	21" x 23" (533 x 584 mm)
Motor M1	3 HP, 220 V, 1 PH, 11.7 A
Motor M2	5 HP, 220 V, 3 PH, 13 A
Motor M3	5 HP, 600 V, 3 PH, 4.7 A
Weight	524 LBS (238 kg)
