


 [View larger image](#)

 [350R Owner's manual](#)

 [650R Owner's manual](#)

 [Printable Page](#)



New!

Quick release combination riving style splitter and blade guard with anti-kickback pawls (A) and a second European style riving knife (B) also included.

Models 350R-T50 & 650R-T50 10" TILTING ARBOR SAW - Right Tilt or Left Tilt

Powder coated, scratch resistant, high quality reinforced steel cabinet.

Large, heavy-duty cast-iron hand wheels for effortless blade adjustments.

High-precision General "T" Fence System with 50" long guide rails, a melamine extension table and adjustable support legs. MODEL 350R/650R-T50 Millenium Edition only

Slotted aluminum blade guard and splitter and a precision-made heavy-duty aluminum table insert.

2 miter gauge T-slots and deluxe cast-iron miter gauge.

Magnetic switch with overload protection for greater safety.

Powerful North American designed, totally enclosed, fan cooled industrial motor.

Matching dual V-belt drive, on balanced cast-iron pulleys for smooth vibration-free running.

Arbor mounted on heavy-duty, permanently lubricated, sealed ball-bearings.

Blade diameter	10" (254 mm)
Arbor diameter	5/8" (16 mm)
Maximum depth of cut at 90°	3 1/8" (79 mm)
Maximum depth of cut at 45°	2 1/8" (54 mm)
Arbor tilting range	0° TO 45°
Maximum rip to left of blade	12" (305 mm)
Maximum rip to right of blade	50" (1270 mm)
Maximum dado width	13/16" (21 mm)
Distance ahead of blade	12 3/4" (324 mm)
Table size	28" x 36" (711 x 914 mm)
Table height	34" (864 mm)
Size of t-slots	3/8" x 3/4" (10 x 19 mm)
Arbor speed	4000 RPM
Motor M2	3 HP, 230 V, 1 Ph, 13.7 A
Motor M3	3 HP, 230 V, 3 Ph, 8.1 A
Motor M4	3 HP, 208 V, 3 Ph, 7.8 A
Motor M5	3 HP, 600 V, 3 Ph, 3 A
Motor M6	3 HP, 440 V, 3 Ph, 3.6 A
Motor M25	5 HP, 230 V, 1 Ph, 19.5 A
Motor M35	5 HP, 230 V, 3 Ph, 12 A
Motor M45	5 HP, 208 V, 3 Ph, 12 A
Motor M55	5 HP, 600 V, 3 Ph, 4.8 A
Motor M65	5 HP, 440 V, 3 Ph, 6 A
Weight	495 LBS (225 kg)
Shipping weight	539 LBS (245 kg)

Optional accessories

- [Zero-clearance table saw insert \(#50-060\)](#)
- [Table insert \(#350-2R / #650-2R\)](#)
- [Table insert \(#350-3 / #650-3\)](#)
- [Heavy-duty mobile base \(#50-030\)](#)
- [Sliding table \(#50-400-350\)](#)
- [General "T" fence system](#)
- [Deluxe push stick & holder \(#1-Stick / #1-Bracket\)](#)
- [Micro-adjustment for t-fence \(#50-055\)](#)
- [Excalibur sliding table \(50-SLT40\)](#)
- [Excalibur sliding table \(50-SLT60P\)](#)
- [Excalibur overarm blade cover system \(#50-EXBC\)](#)
- [Osborne miter guide \(#50-EB3\)](#)
- [Tenoning jig \(#50-050\)](#)
- [Merlin Splitter \(#50-MTK\)](#)
- [7 piece - deluxe 8" Dado blade set \(#55-185\)](#)
- [3 piece - 10" x 5/8" carbide blade assortment with deluxe carrying case \(#55-300\)](#)
- [10" & 12" carbide tipped saw blades](#)
- [28" x 36" melamine extension table \(#B-050M\) / Steel adjustable support leg set \(2\) \(#150-P-1\)](#)
- [Deluxe cast-iron miter gauge \(#350-5\)](#)
- [Clamping miter gauge with t-slot bar \(#50-140\)](#)
- [Heavy-duty blade guard \(#350-7M\)](#)