



Model 15-660 M1

6" VARIABLE SPEED BENCH GRINDER

Double sealed ball-bearing construction.

Adjustable aluminum tool-rests.

Heavy-duty wheel guards with dust chute.

Equipped with eye-shield protectors.

Four rubber base mounts to reduce vibration.

2 flexible work lights for clear view of grinding wheels and workpiece.

Variable speed for grinding or sharpening.


Powerful 2.5 amp. induction motor for longlasting, smooth performance.


Convenient water tray to cool sharpened items.


Wheel dresser included.

Optional accessories

- [Bench grinder stand \(#15-700\)](#)
 - [Bench grinder stand \(#15-710\)](#)
 - [Deluxe grinding wheel dresser \(#99-160\)](#)
-

 [View larger image](#)

 [Owner's manual](#)

 [Printable Page](#)

Included accessories:

- (1) 36 grit grinding wheel - grey
 - (1) 100 grit grinding wheel - white
-

Wheel size	6" x 3/4" (152 x 19 mm)
Arbor size	1/2" (13 mm)
Arbor speed	2000 - 3450 RPM
Motor	110 V, 2.5 A
Weight	28.5 LBS (13 kg)
