

Optional accessories

- [Molding knives](#)
-



Model 30-120 M1 7" MOLDER

Cast-iron table and head for smooth vibration free performance.

Heavy-duty cast-iron dovetailed column, precision machined for smooth cutter head height adjustment.

Precision high-speed, sealed, pre-lubricated bearings.

Independent, variable speed feed motor provides added control for precision, tear-out free performance with hardwoods and stock with figured grain.

Jackscrew style cutter head adjustment system.


Elliptical jig with triple guide bearing design allows for curved moldings.


Easily adjustable guide fence system; simple lock knob design, to keep stock on-line through the cut.


In-feed and out-feed table extension rollers, for added support with longer workpieces.

Magnetic 2-step safety switch to prevent unwanted or unintentional start-up is equipped with an extra-large easy access stop panel and a lock-out key to prevent unauthorized use of the molder.

Built-in dust hood with 4" dust outlet.

 [View larger image](#)

 [Owner's manual](#)

 [Printable Page](#)

VARIABLE FEED SPEED



**Elliptical jig
included**



**Guide fence
included**

Maximum planing width	7" (178 mm)
Maximum molding width	6 3/4" (171 mm)
Maximum thickness of stock	8" (203 mm)
Minimum thickness of stock	1/4" (6 mm)
Minimum length of stock	8" (203 mm)
Maximum depth of cut (planing)	1/8" (3 mm)
Maximum depth of cut (molding)	3/4" (19 mm)
Number of knives	2
Cutter head speed	7000 RPM
Feed speeds (variable)	3 - 20 FPM (0.9 - 6.1 MPM)
Overall dimensions (l x w x h)	32" x 27 1/2" x 51" (813 x 699 x 1295 mm)
Motor	2 HP 220 V, 1 PH, 12 A
Weight	242 LBS (110 kg)
