



Model 10-800CF M1

PORTABLE 2 STAGE DUST COLLECTOR – 1.5 HP

Simple design for easy set-up and maintenance.

Efficient collection and separation of large chips which drop into the collection drum before reaching the impeller.

High quality motor designed specifically for heavy-duty use and long service life.

Remote control for convenient operation from virtually anywhere in the shop.

1-15 hours Pre-programmed timer run settings in 1 hour increments.

Equipped with an ultra efficient 1 micron canister filter with total surface area of 48.4 square feet.


Canister filter equipped with crank handle/internal shaker for easy filter cleaning without removing bag.


Sturdy steel support frame and collection drum both equipped with casters for complete mobility within the shop.


30 gallon chip collection drum included.

Optional accessories

- [4" x 10' polyethylene flexible hose \(#10-410\)](#)
- [4" x 50' polyethylene flexible hose \(#10-130\)](#)
- [4" or 5" x 50' polyethylene flexible hose \(#10-135/140\)](#)
- [Dust hood 8 1/4" x 8 1/4" x 4" \(#10-076\)](#)
- [4" x 2 1/2" reducer \(#10-072\)](#)
- [4" x 2 1/2" reducer \(#10-073\)](#)
- [4" x 2 1/2" reducer \(#10-074\)](#)
- [Dust hood 10 1/4" x 8 1/2" x 4" \(#10-077\)](#)
- [Floor sweeps \(#10-078\)](#)
- [Table saw dust hood \(#50-190\)](#)
- [4" blast gate \(#10-080\)](#)
- [Universal dust hood \(#10-081\)](#)
- [4" T-fitting \(#10-082\)](#)
- [4" Y-fitting \(#10-083\)](#)
- [4" elbow \(#10-084\)](#)
- [4" splice \(#10-085\)](#)
- [4" x 2 1/2" reducer \(#10-086\)](#)
- [4" x 10" dust hood \(#10-087\)](#)
- [4" cap \(#10-088\)](#)
- [4" hose clamp \(#10-089\)](#)
- [Bag clamp \(#10-094\)](#)
- [Grounding kit \(#10-020\)](#)

 [View larger image](#)

 [Owner's manual](#)

 [Printable Page](#)

Airflow capacity	611 CFM
Blower wheel diameter	13" (330 mm)
Sound rating	80 dB
Inlet diameter	(1) 5" (127 mm) (or 2) 4" (102 mm)
Static pressure	10" OF WATER
Canister filter (Dia x H)	15 3/4" x 19 3/4" (400 x 502 mm)
Overall dimensions (L x W x H)	52 3/4" x 32" x 70" (1340 x 810 x 1780 mm)
Motor	1 1/2 HP, 110 V, 12 A
Weight	198 LBS (90 kg)