




**ELECTRONIC VARIABLE  
SPEED DIGITAL INVERTER**



 [View larger image](#)

 [Owner's manual](#)

 [Printable Page](#)

Model 90-320 M1

## 17" WOOD / METAL BANDSAW

Designed for excellent results, for both wood and metal cutting applications.

Select between metal & wood cutting speed ranges with a simple belt position change.

Dynamically balanced cast-iron wheels.

Solid, high quality, precision-machined, ribbed cast-iron table with 5° left and 45° right tilting action.

Large Aluminum rip fence with easy to read magnifying scale.

Quick release blade tension lever.

Dual/opposing blade guide bearing system.

2 built-in 4" diameter dust chutes for better dust collection.

Quick easy adjust variable speed control and digital display for blade speed in FEET/MIN.

Large paddle style stop switch with lockout safety pin and lock-out switch with key for main power.

Miter gauge, laser line marker and worklight included.

### Optional accessories

---

- Excalibur universal bandsaw rip fence system (#90-075B)
- 

---

#### Included accessories:

- 1/2" x 6 TPI wood cutting blade (1)
  - 1/2" x 10 TPI metal cutting blade (1)
- 

Wheel size	17" (430 mm)
Wheel speed	Wood: 122 - 810 RPM Metal: 23 - 146 RPM
Blade width	1/8" TO 1" (3 TO 25.4 mm)
Blade length	131 1/2" (3340 mm)
Table size	23 1/2" x 17" (600 x 430 mm)
Table tilt	0° TO 45° (RIGHT) / 0° TO 5° (LEFT)
Table height	39 3/4" (1010 mm)
Maximum depth of cut	11 1/2" (295 mm)
Maximum width of cut	16 1/4" (410 mm)
Maximum cutting (rip fence)	14 5/8" (370 mm)
Dust port (2)	4" (102 mm)
Blade speed wood metal	Wood: 540 - 3600 FPM (165 - 1100 MPM) Metal: 100 - 650 FPM (30 - 200 MPM)
Base dimensions (l x w)	29 1/2" x 17 3/4" (749 x 451 mm)
Motor	2 HP, 220 V, 3 Ph, 8 A
Input power	220 V, 1 Ph
Weight	440 LBS (200 kg)

---