



Model 90-270

18" WOOD CUTTING BANDSAW

Heavy-duty one-piece frame, designed for added stability, requires no further assembly.

Precision-balanced, rubber laminated, castiron wheels, mounted on two heavy-duty ball bearings.

Large, ribbed cast-iron table with heavy-duty one-piece trunnion for 0 - 45° tilting, for bevel cuts.

Convenient blade tension adjustment hand wheel.

A tension scale allows the operator to adjust the tension for different blade widths.

Foot brake for quick blade stoppage after machine shut-off.

4" dust collection port for easy hookup to a dust collector.


Powerful totally enclosed fan cooled (T.E.F.C.) industrial motor.


Magnetic safety switch with emergency stop button for added safety.


Tri-Axis bearing guides.

Optional accessories

- [Power feeder \(#20-890\)](#)
 - [Excalibur universal bandsaw rip fence system \(#90-075B\)](#)
-

 [View larger image](#)

 [Owner's manual](#)

 [Printable Page](#)

CAST-IRON WHEELS

1/2" BLADE INCLUDED

Wheel size	18" (450 mm)
Wheel speed	980 RPM
Width of wheel	1 1/8" (30 mm)
Min/max blade width	1/4" TO 1" (6.3 TO 25.4 mm)
Blade length	153" (3886 mm)
Blade speed	4460 FPM (1338 MPM)
Maximum depth of cut	12" (305 mm)
Maximum width of cut	17 1/4" (438 mm)
Dust port size	4" (102 mm)
Base dimensions (l x w)	27" x 15" (686 x 381 mm)
Table size	24" x 19 1/2" (610 x 500 mm)
Table tilt	0° TO 45° (RIGHT)
Table height	35 1/2" (902 mm)
Motor M1	3 HP, 220 V, 1 Ph, 19 A
Motor M2	3 HP, 220/440 V, 3 Ph, 8/4.6 A
Motor M3	3 HP, 600 V, 3 Ph, 2.9 A
Weight	616 LBS (280 kg)
